

Cambridge High School Orchestras

2019-2020 Placement Auditions – VIOLA Packet

Thank you for your interest in the CHS Orchestras! Please read the following information carefully. Auditions are required for the following groups: Philharmonic Orchestra (GMEA Level IV), Chamber Orchestra (GMEA Level V), and Camerata (GMEA Level VI). No auditions are required for Symphonic Orchestra (GMEA Level III). Your audition contains five steps:

- 1) Register for “Pre-Audition Orchestra” on your Course Verification Form
 - If you are currently enrolled at Cambridge High School, Hopewell Middle School, or Northwestern Middle School, your audition will only be considered if you are listed as enrolled in the course
- 2) Learn the audition repertoire
 - Philharmonic Orchestra: One two-octave scale and arpeggio, one excerpt
 - Chamber Orchestra: One two-octave scale and arpeggio, one excerpt
 - Camerata: One three-octave scales and arpeggio, one excerpt
- 3) Record and upload your audition video
 - Detailed instructions are found on the next page
 - Upload your video as an ‘unlisted’ or ‘public’ link to YouTube
 - The deadline to submit the video and the Google Form is 11:59pm on Monday, March 25th
 - Do not wait until the last minute in case you have technical issues!
- 4) Fill out the following Google Form: <https://goo.gl/forms/ov6yLWrhkzYFeXg53>
 - Include the direct link to your video submission
 - Provide summer contact information
- 5) Stay tuned for placement results
 - Placements will be posted on cambridgestrings.org at 4:30pm on Friday, March 29th

If you are not selected for the orchestra level you auditioned for, you will automatically be considered for placement in the ensemble one level below.

You must audition for each instrument and each ensemble in which you wish to perform – for example, if you wish to play violin in Camerata and viola in Chamber, you must submit two separate audition videos and two separate Google Forms. Similarly, if you wish to play violin and harp in the same ensemble, you must still submit two separate audition videos and two separate Google Forms.

THE DEADLINE FOR SUBMISSION IS MONDAY, MARCH 25th AT 11:59PM.

Please feel free to contact me at benz@fultonschools.org if you have any questions or concerns. I look forward to working with you next year in orchestra!

Sincerely,

Ms. Benz, Director

Audition Videos

Getting the proper camera angles

Video instructions courtesy
of Dr. Charles Laux,
Alpharetta HS Orchestras

Violin & Viola players should be at an angle to the camera and the entire left hand/arm and entire right hand and bow stroke should be visible. The music stand should be out in front of you and away from the shot.



Violin & Viola

YES!



NO!




NO!




NO!

Cello players should be straight on to the camera. This may require that you move the music stand to your left.




Cello


YES!



NO!



NO!



NO!

Double Bass players should also be straight on to the camera. This may require that you move the music stand to your left.

If you are using a phone, a vertical (portrait) mode video may be best for bassists.




Double Bass

YES!



NO!



NO!



NO!

Philharmonic Orchestra (GMEA Level IV)

Any provided fingerings or positions for the following scales and excerpt are suggestions only; any systematic fingering may be used. Please follow the rhythms and tempos listed below for the scales, not the rhythms listed in the method book example.

1) SCALES AND ARPEGGIO

Students will play the following two-octave scale and arpeggio:

G Major Scale, Two Octave—Two quarter notes per bow, slurred. Quarter note = 120.

G Major Arpeggio – One quarter note per bow. Quarter note = 80.

113. G MAJOR SCALE

The second system of the musical score for 'The Rose Tree' consists of two staves in 4/4 time, key of D major. The upper staff continues the melody from the first system, starting with a quarter note D4, followed by eighth notes E4-F4, G4-A4, B4-C5, and D5. It then has a measure rest, followed by a quarter note D5, eighth notes C5-B4, A4-G4, and a final quarter note D5. The lower staff continues the accompaniment, starting with a quarter note D3, followed by eighth notes E3-F3, G3-A3, B3-C4, and D4. It then has a measure rest, followed by a quarter note D4, eighth notes C4-B3, A3-G3, and a final quarter note D4. The system is marked with a 'III' below the first measure of the lower staff and a 'I' below the first measure of the lower staff in the next system.

114. G MAJOR ARPEGGIO

2) ETUDE^{III}

Students will play a portion of the following etude:

Emil Kreuz Select Studies for the Viola, Book 1 #3. Quarter note = 120

Allegro moderato.

Campagnoli.

3. *f* H. B. u.

p *cresc.* *dim.* *p*

STOP

Chamber Orchestra (GMEA Level V)

Any provided fingerings or positions for the following scales and excerpt are suggestions only; any systematic fingering may be used. Please follow the rhythms and tempos listed below for the scales, not the rhythms listed in the method book example.

1) SCALES AND ARPEGGIO

Students will play the following two-octave scale and arpeggio:

A Major Scale, Two Octave– Two quarter notes per bow, slurred. Quarter note = 120.

A Major Arpeggio – One quarter note per bow, detached. Quarter note = 80.

A Major Scale



A Major Arpeggio



2) ETUDE

Students will play a portion of the following etude:

Emil Kreuz Select Studies for the Viola, Book 1 #5. Quarter note = 90

Allegro con spirito.

5. *f* W. B. *Campagnoli.* H. B. u. W. B. *H. B. u.* *p* *cresc.* **STOP**

Camerata (GMEA Level VI)

Any provided fingerings or positions for the following scales and excerpt are suggestions only; any systematic fingering may be used. Please follow the rhythms and tempos listed below for the scales, not the rhythms listed in the method book example.

1) SCALES AND ARPEGGIO

Students will play the following three-octave scale and arpeggio:

D Major Scale, Three Octave– Two quarter notes per bow, slurred. Quarter note = 120.

D Major Arpeggio – One quarter note per bow, detached. Quarter note = 80

5. D MAJOR SCALE

1st finger START

I III V VII IV

6. D MAJOR ARPEGGIO

I IV VII IV I

2) ETUDE

Students will play a portion of the following etude:

Mazas Etudes Speciales (ed. Pagel), #27. Quarter note = 100

Andante.

27. *p cresc.* *arco* *pizz.* *arco* *p cresc.*

pizz. *p* *III* *p* *cresc.*

dolce

p *cresc.*

STOP